

QuickVitalSigns

HEALTHCARE EXECUTIVE DASHBOARDS:

- EXECUTIVE BALANCED SCORECARD
- CENSUS / BED TRACKING DASHBOARD
- CMS CORE MEASURE DASHBOARD



Quick Facts

Summary

QuickVitalSigns provides a set of **3 pre-built dashboards** to “jump start” the implementation of your Business Intelligence dashboard project. Each of the dashboards addresses a unique hospital management challenge:

- Executive Balanced Scorecard
- Patient Census & Bed Tracking Dashboard
- CMS CORE Measure Dashboard

Business Challenges

- Improve patient safety and quality performance. Identify the root cause of performance variance.
- Improve operational efficiency and patient flow; manage and reduce ALOS.
- Reduce healthcare costs and improve the operating margins.

Key Features

- **Prebuilt scorecards and dashboards**, transforming healthcare data into timely, meaningful, structured information for better decision making.
- **Integrated business intelligence**, leveraging SAP® BusinessObjects™ Enterprise software and SAP BusinessObjects Edge solutions.
- **Affordable Package Price:** \$25,000 for all 3 dashboards!

Business Benefits

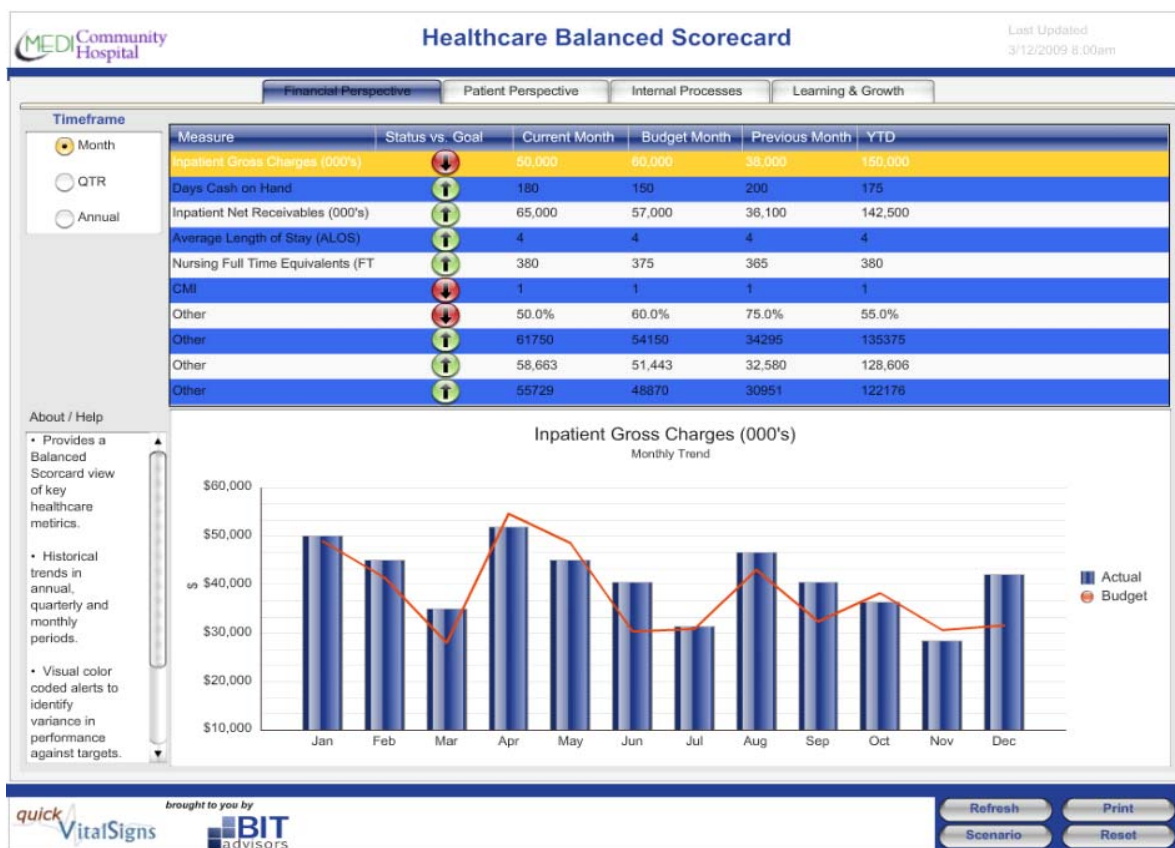
- **Improve Quality Performance and Patient Safety** by monitoring patient outcomes via exception reporting and identifying the root causes for measures that are out of compliance.
- **Improve Operational performance** and reduce ALOS and costs by tracking patient census & pending discharges.
- **Reduced planning, reporting, and operational costs** by minimizing manual reporting efforts, allowing you to reallocate FTEs for more productive and critical projects.
- **Increase revenue and profitability** by meeting P4P targets and increasing market share through improvements in quality performance.
- **Faster, better-informed decisions** based on timely, accurate performance results, delivered through tailored information views.
- **Improve customer satisfaction** as a result of improved patient flow within the organization, as well as positive patient experiences and outcomes.
- **Scalable, web-based solution** for securely accessing, sharing, managing, and interacting with critical healthcare data.

QuickVitalSigns - Executive Balanced Scorecard

Customer Value Proposition

Problem Addressed: Analysts manually compile their scorecard in a static Excel format.

- ✓ Provide CEOs, CFOs and the Board of Trustees with a high level view of their organization's balanced scorecard.
- ✓ Strategic metrics by perspective (financial, patient, internal processes and growth) compared to goals.
- ✓ Automated data collection / analytical processes for compiling a scorecard of organizational performance.
- ✓ Historical trends and ability to drill down into the hierarchical detail to conduct root-cause analysis.

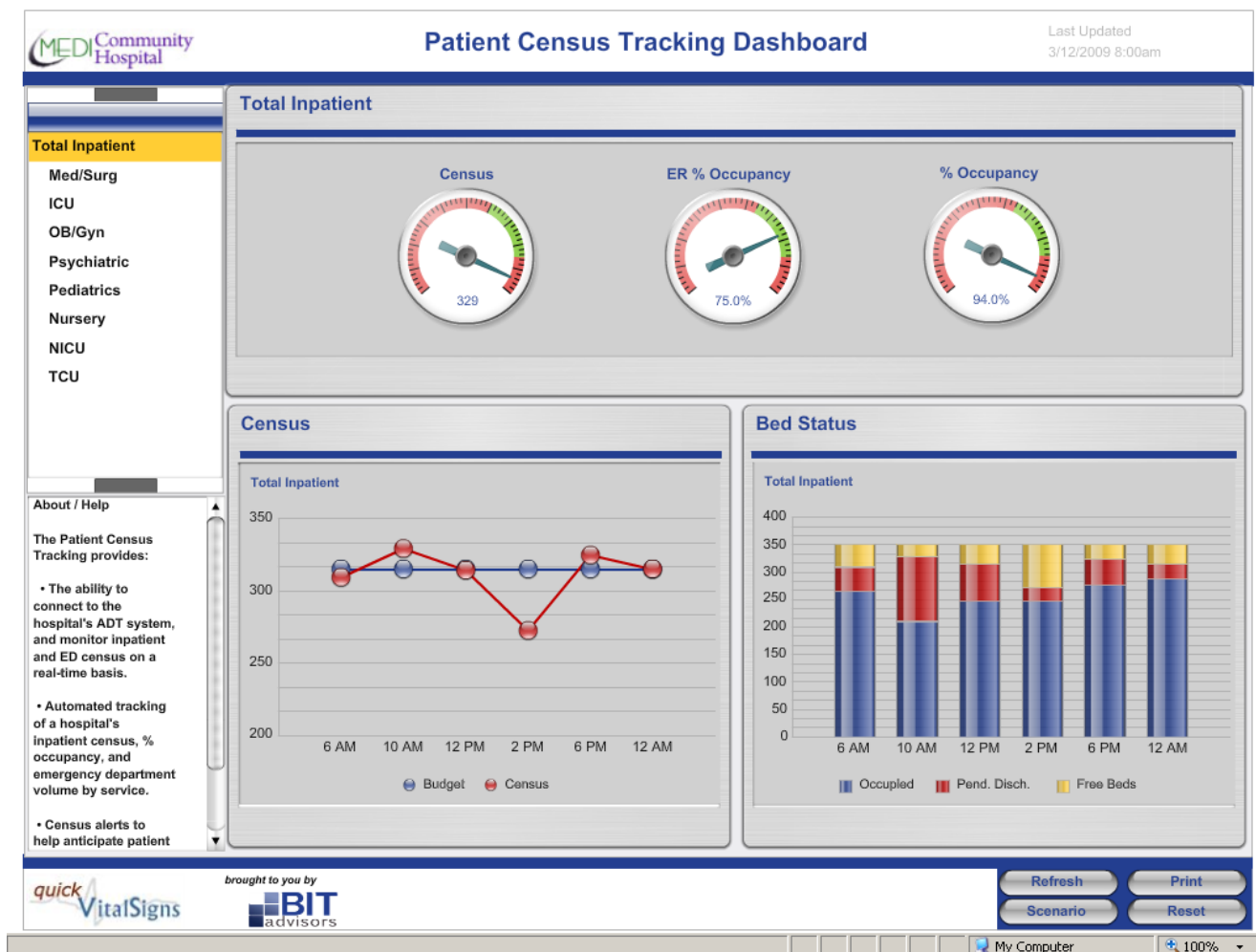


QuickVitalSigns - Patient Census & Bed Tracking

Customer Value Proposition

Problem Addressed: Administrators do not have access to “real-time” automated census information by service and nursing unit.

- ✓ Provide COOs, CFOs, CNOs, and Nurse Managers with timely patient census, occupancy, and bed tracking data.
- ✓ The ability to connect to the hospital's ADT system and monitor inpatient and ED census on a real-time basis.
- ✓ Automated tracking of a hospital's inpatient census, % occupancy, and emergency department volume by service.
- ✓ Census alerts to help anticipate patient flow bottlenecks, identify pending discharges, and improve staffing efficiency.

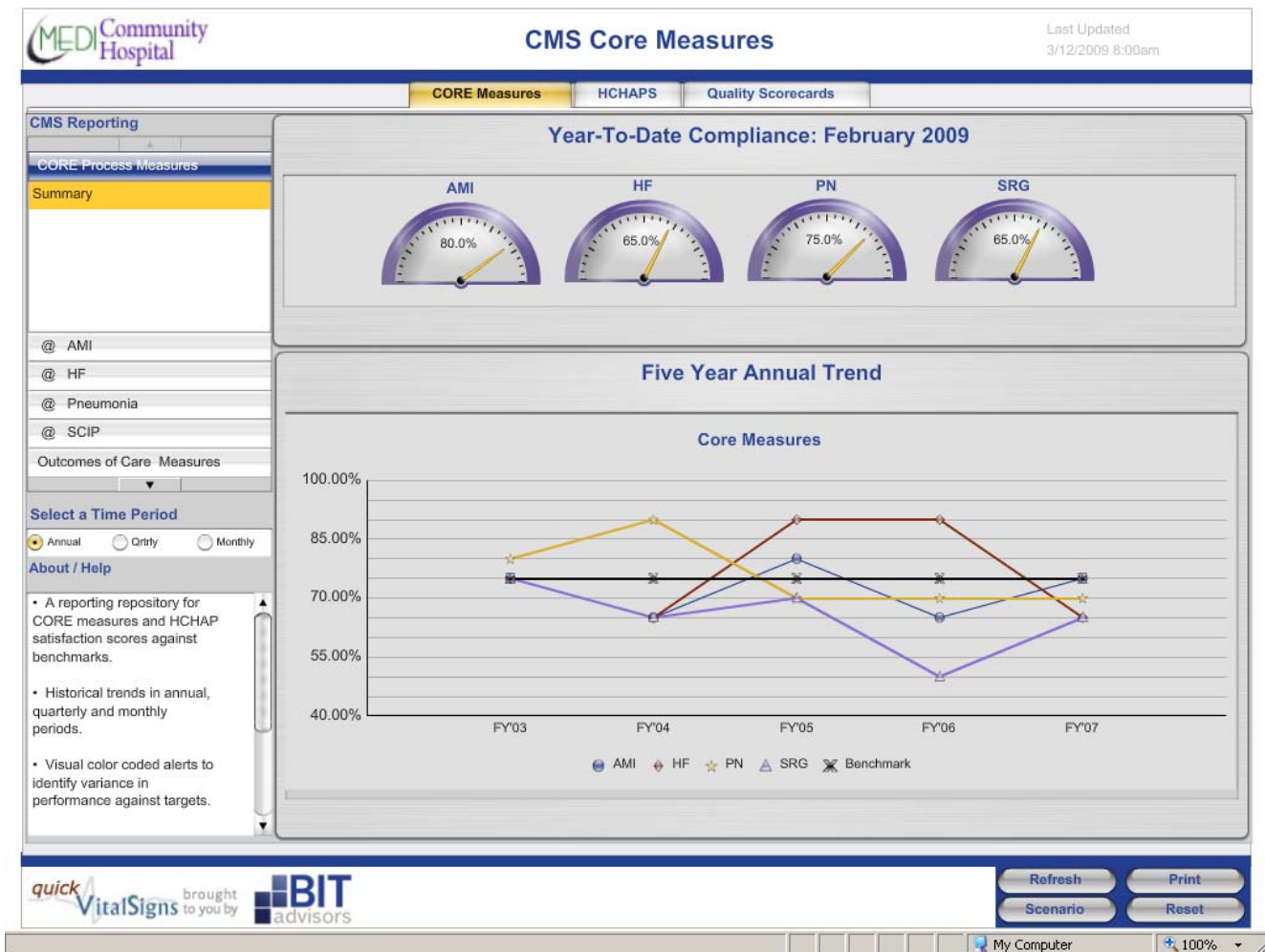


QuickVitalSigns - CMS Dashboard

Customer Value Proposition

Problem Addressed: Hospitals do not store their CORE measure data in a central repository for trend and root-cause analysis.

- ✓ Provide hospital CMOs, CEOs, CFOs, Directors of Quality, and Performance Managers with consolidated quality data.
- ✓ A reporting repository for CORE measures & HCHAP satisfaction scores against benchmarks.
- ✓ Historical trends for annual, quarterly and monthly periods.
- ✓ Visual color-coded alerts to identify variance in performance against targets.
- ✓ The ability to drill down from the dashboard level to perform root-cause analysis.



Implementation Details

The QuickVitalSigns dashboards can be implemented using one of two methods:

1. Desktop version
2. Business Objects server version

Desktop version:

- Installed on a single computer.
- Provides a data entry spreadsheet with predefined data fields.
- Simple installation:
 - Install the dashboards and data entry spreadsheet.
 - Populate the data entry spreadsheet.
 - View your data on the dashboards.

Business Objects server version:

- Dashboards are installed within Business Objects environment.
- Dashboard metrics are mapped to existing data sources.
- Access to the dashboards uses web-based interface.
- Scheduled or real-time refresh of dashboards.
- Flexible formatting of dashboard metrics.

Combine QuickVitalSigns Prebuilt Dashboards with Powerful BI Technology from BITadvisors

BITadvisors, an SAP Gold partner, combines its expertise in contact center management with SAP expertise in BI.

From the initial choice of the most appropriate Business Intelligence solution to successful implementation to end-user training, BITadvisors is a "one-stop shop" for companies seeking BI software and consulting. Our customers range from small, up-and-coming organizations with a handful of employees to successful Fortune 500 companies. From basic business reporting needs through the most sophisticated analytical applications, BITadvisors has worked with them all. BITadvisors' consultants offer special expertise in healthcare BI that enables them to help hospitals of all sizes revolutionize their BI and performance management.

For More Information

- ❑ To learn more about QuickVitalSigns and view interactive dashboard demos, visit <http://www.BITadvisors.com/Industries/hospital-dashboards.aspx>. Please contact BITadvisors at 781.556.1007 or via email at info@BITadvisors.com for more information.

© 2009 by SAP AG.

All rights reserved. SAP, R/3, xApps, xApp, SAP NetWeaver, Duet, PartnerEdge, ByDesign, SAP Business ByDesign, and other SAP products and services mentioned herein as well as their respective logos are trademarks or registered trademarks of SAP AG in Germany and in several other countries all over the world.

Business Objects and the Business Objects logo, BusinessObjects, Crystal Reports, Crystal Decisions, Web Intelligence, Xcelsius, and other Business Objects products and services mentioned herein as well as their respective logos are trademarks or registered trademarks of Business Objects S.A. in the United States and in several other countries all over the world. Business Objects is an SAP company.

All other product and service names mentioned are the trademarks of their respective companies. Data contained in this document serves informational purposes only. National product specifications may vary. These materials are subject to change without notice.

These materials are provided by SAP AG and its affiliated companies ("SAP Group") for informational purposes only, without representation or warranty of any kind, and SAP Group shall not be liable for errors or omissions with respect to the materials. The only warranties for SAP Group products and services are those that are set forth in the express warranty statements accompanying such products and services, if any. Nothing herein should be construed as constituting an additional warranty.